

TYPE	Off Road - Rigid Water Tanker
MAKE	Caterpillar
MODEL	777C
SERIAL NUMBER	4XJ00101
ASSET NUMBER	3012

Report Number	HASS 20181113-0933
Date	13-Nov-2018
Created By	Sebastian Court
Assessor	Sebastian Court
Assist. Assessor(s)	
Owner	Hassalls Auctions
Lot Number	1807-193
Assessment Purpose	Sale
State	QLD

TABLE OF CONTENTS

SECTION 1	IMPORTANT INFORMATION Contains information outlining the scope and any limitations applicable to this Risk Management Report
SECTION 2	MACHINE DETAILS Contains standard machine specifications and details of any extras fitted
SECTION 3	RISK ANALYSIS, RISK EVALUATION & RISK TREATMENT Contains details of the technique used to calculate risk ratings, time frame and risk treatments. Please refer to this information when reviewing and interpreting the information in section 4 & 5
SECTION 4	RISK TREATMENTS REQUIRED Contains detailed information regarding the risk treatments to be implemented including hazard, risk rating, time frame, relevant standards & legislative references
SECTION 5	RISK TREATMENTS IN PLACE Contains detailed information regarding the risk treatments in place including hazard, risk rating, relevant standards & legislative references
SECTION 6	IMAGES AND NOTES Contains images & any relevant information entered by the assessor

SECTION 1 IMPORTANT INFORMATION

This report generated by Plant Assessor™ © Online Safety Systems on Tuesday 13 Nov 2018 11:24 PM

This Risk Management Report has been prepared for -

(insert recipient name/company name)

This document has been prepared to cover the sale or transfer of this item of plant between the Company identified on the front cover and their named recipient. This report must not be used for any subsequent sale or transfer.

This document is provided to meet duty of care obligations as set out in relevant state and territory health and safety regulations for the supply of plant and the sale and transfer of plant.

The safety hazards associated with the operating and maintaining of this item of plant have been identified as far as practical by visual inspection. This item of plant is being sold in an "as-is" condition with known and unknown safety hazards. No physical testing has been conducted (eg. Wire rope tests, stress tests, structural/non-destructive tests, noise tests, vibration tests, brake tests, insulation tests etc.) unless stated otherwise in the notes.

This document is not intended to provide information on, nor warrant the mechanical, electrical or structural condition of this item of plant. Any information on standard features have been supplied through the manufacturer and should be used as a guide only until otherwise verified.

This item of plant should be further assessed, tested and inspected or dismantled as necessary to gauge any further hazards and /or risks relating to SPECIFIC WORKPLACE USE, which are currently unknown, in accordance with relevant standards, regulations and acts.

Under common law and relevant state and territory health and safety acts, regulations and codes of practice, there is a requirement for the plant owner, employer and operator to exercise a duty of care in the safe operation and maintenance of plant. Accordingly before this item of plant is supplied to, or used at any workplace it must be inspected to ensure it is in a fully operational, safe and serviceable condition and that operators and maintenance personnel are appropriately trained in the use & maintenance of this item of plant.

For further information regarding this report contact Online Safety Systems on 1300 72 88 52

SECTION 2 MACHINE DETAILS

- NOISE TEST RESULTS	
1. Manufacturers specified noise level dBA	
2. Ambient noise level dBA	
3. Noise level - Operator position (high idle) dBA	
4. Noise level - Operator position (low idle) dBA	
5. Noise level LHS dBA @ m (high idle)	
6. Noise level Front dBA @ m (high idle)	
7. Noise level RHS dBA @ m (high idle)	
8. Noise level Rear dBA @ m (high idle)	
DIMENSIONS/WEIGHTS	
Height (mm)	
Length (mm)	
Turn circle diameter, outside corner (mm)	
Unladen weight (kg)	
Weight distribution, empty, front\rear (%)	
Weight distribution, loaded, front\rear (%)	
Width (mm)	
DRIVES	
Drive Configuration	

ENGINE	
Engine Displacement (Litres)	
Engine Hours	
Engine Make & Model	
Number of Cylinders	
Power (kW@rpm)	
PLANT CLASSIFICATIONS	
Class	
Year	
SAFETY STRUCTURES	
FOPS Serial No.	
ROPS Serial No.	
TRANSMISSION	
Speeds F/R	
Transmission	
TYRES	
Tyres, front/rear	
EXTRAS	
Air Conditioning	
ROPS - Cabin	

SECTION 3 RISK ANALYSIS / RISK EVALUATION






RISK ANALYSIS		CONSEQUENCE				
		1. INSIGNIFICANT Dealt with by in house first aid	2. MINOR Treated by medical professionals, hospital out patients	3. MODERATE Significant non permanent injury overnight hospital stay	4. MAJOR Extensive permanent injury eg. Loss of fingers, extended hospital stay	5. CATASTROPHIC Death, permanent disabling injury eg. Loss of hand, quadriplegia
LIKELIHOOD	A. Almost certain to occur in most circumstances	MEDIUM 8	HIGH 16	HIGH 18	CRITICAL 23	CRITICAL 25
	B. Likely to occur frequently	MEDIUM 7	MEDIUM 10	HIGH 17	HIGH 20	CRITICAL 24
	C. Possibly and likely to occur at sometime	LOW 3	MEDIUM 9	MEDIUM 12	HIGH 19	HIGH 22
	D. Unlikely to occur but could happen	LOW 2	LOW 5	MEDIUM 11	MEDIUM 14	HIGH 21
	E. May occur but only in rare circumstances	LOW 1	LOW 4	LOW 6	MEDIUM 13	MEDIUM 15








RISK EVALUATION	CRITICAL	Act immediately to mitigate risk. Implement risk treatment(s) in accordance with the risk treatment table below.
	HIGH	Act immediately to mitigate risk. Implement risk treatment(s) in accordance with the risk treatment table below. If the appropriate risk treatments are not immediately accessible establish interim risk treatment strategies. Permanent risk treatments must be implemented within one week.
	MEDIUM	Take reasonable steps to mitigate and monitor the risk. Implement risk treatment(s) in accordance with the risk treatment table below. Permanent risk treatments must be implemented with one month.
	LOW	Take reasonable steps to mitigate and monitor the risk. Implement risk treatment(s) in accordance with the risk treatment table below. Permanent risk treatments must be implemented with three months.







RISK TREATMENT	Selecting the most appropriate risk treatment option involves balancing the costs and efforts of implementation against the benefits derived, with regard to legal, regulatory and other requirements. <small>(source AS/NZS ISO 31000:2009)</small>	
	Eliminate	Eliminate the risk source.
	Substitute	Provide an alternative that is capable of performing the same task which is safer.
	Engineering	Provide or construct a physical barrier or guard.
	Administration	Develop policies, procedures, practices and guidelines in consultation with employees to mitigate the risk. Provide training, instruction and supervision about the risk source.
	Personal protective	Provide personal protective equipment to protect the individual from the risk source.







SECTION 4 RISK TREATMENTS REQUIRED







This section of the report pertains to hazards created by use of this item of plant which currently do not have risk treatments in place. The risk treatments recommended in this section have been developed based on relevant Australian Standards, health & safety legislation, the hierarchy of risk treatment in accordance with the guidelines set forth in AS/NZS ISO 31000 – Risk Management and various other sources. The recommended risk treatment measures must be developed, implemented and validated as effective prior to the operation, maintenance or testing of this item of plant. Treatments applied must be dated and initialled adjacent the recommendations. All operators must read and understand the entire contents of this section prior to operating this item of plant.






HAZARD(S)	Prelim. Risk Rating	Residual Risk Rating	Time Frame	Due Date	Date Rectified	Initial
DELIVERY						
 CRUSHING	HIGH 22	MEDIUM 15	1 Week	20-Nov-18		
<p>Risk Treatment Required: SWMS Loading/Unloading</p> <p>Source or develop guidelines for loading and unloading this machine to and from a flat top truck or trailer, low loader or tilt tray.</p> <p>Once developed, ensure that all operators follow approved SWMS/SOP when loading and unloading this machine to and from a flat top truck or trailer, low loader or tilt tray.</p> <p>References: Work Health & Safety Act & Regulations-</p>						
 CRUSHING	HIGH 22	MEDIUM 15	1 Week	20-Nov-18		
<p>Risk Treatment Required: SWMS Load Restraint</p> <p>Source or develop transport restraining guidelines for this machine.</p> <p>Once developed, ensure that all operators follow the approved SWMS/SOP when restraining this machine for transport.</p> <p>References: Work Health & Safety Act & Regulations-</p>						
OPERATION						
 INCORRECT OPERATION	CRITICAL 24	MEDIUM 15	Immediate	13-Nov-18		
<p>Risk Treatment Required: Operator Competency</p> <p>Only persons who are qualified, trained and experienced and/or hold the relevant certification/license can operate this item of plant. If there is not a competent/licensed person available for operation of this item of plant then only persons who are supervised by a competent/licensed person can operate this item of plant.</p> <p>Legislation: State Health & Safety Legislation & Regulation</p> <p>References: Work Health & Safety Act & Regulations-</p>						
 ELECTROCUTION	HIGH 22	MEDIUM 15	1 Week	20-Nov-18		
<p>Risk Treatment Required: Electrical Approach Distances</p> <p>Attach a clear hazard warning label re: overhead electrical hazards and minimum approach distances adjacent operator work areas and any access to the top of the item of plant. These distances must be adhered to strictly. Once fitted these labels and tables must be present, clear and legible at all times.</p> <p>Spotters are required when working within 5 metres of the minimum approach distance of any live electrical apparatus.</p> <p>Any encroach within the minimum approach distances must only occur if the following provisions have been met -</p> <ol style="list-style-type: none"> 1. The machine is designed to work within the minimum approach distances 2. Permission has been granted by the electricity company 3. Safe systems of work have been documented and approved <p>Legislation: State Health & Safety Legislation & Regulation</p> <p>References: ISO31000</p>						
 BURNS, EXPLOSION, POISONING	HIGH 22	MEDIUM 15	1 Week	20-Nov-18		
<p>Risk Treatment Required: Tank ID Label</p> <p>Ensure the tank(s) on this item of plant have clear, legible label(s) identifying their contents, and if appropriate any necessary controls re: the contents. Once attached these must be present, clear and legible at all times. (this includes radiator, hydraulic and petrol/diesel tanks)</p> <p>Legislation: State Health & Safety Legislation & Regulation</p> <p>References: Work Health & Safety Act & Regulations-</p>						

HAZARD(S)	Prelim. Risk Rating	Residual Risk Rating	Time Frame	Due Date	Date Rectified	Initial
OPERATION						
 COLLISION	HIGH 22	MEDIUM 15	1 Week	20-Nov-18		
<p>Risk Treatment Required: Left Hand Drive Label Ensure this item of plant has a hazard warning label re: left hand drive, attached to rear prior to operation. It must be present, clear and legible at all times.</p> <p>Legislation: State Health & Safety Legislation & Regulation</p> <p>References: ISO20474-</p>						
 CRUSHING	HIGH 22	MEDIUM 15	1 Week	20-Nov-18		
<p>Risk Treatment Required: ROPS seat belt label Install an advisory label stating that a "ROPS is fitted seatbelts must be worn" is in clear view of the operator. All operators and passengers must wear seatbelts whilst on this item of plant. Once fitted this label must be present, clean and legible at all times.</p> <p>References: AS2294, ISO3471</p>						
 INCORRECT OPERATION	HIGH 22	MEDIUM 15	1 Week	20-Nov-18		
<p>Risk Treatment Required: Pre-op Checklist Off Road - Rigid Water Tanker Source or develop pre-operational safety checklist for this Off Road - Rigid Water Tanker. (Pre-operational checklist is available via the Custom Reports section of Plant Assessor)</p> <p>References: Work Health & Safety Act & Regulations-</p>						
 INCORRECT OPERATION	HIGH 22	MEDIUM 15	1 Week	20-Nov-18		
<p>Risk Treatment Required: SOP Off Road - Rigid Water Tanker Source or develop Safe Operation Procedures for this Off Road - Rigid Water Tanker. (Safe Operation Procedures are available via the Custom Reports section of Plant Assessor)</p> <p>References: Work Health & Safety Act & Regulations-</p>						
 INCORRECT OPERATION	HIGH 22	MEDIUM 15	1 Week	20-Nov-18		
<p>Risk Treatment Required: Operation Handbook The manufacturer's operation handbook is not available for this item of plant. A full assessment of the competence of operators must also be undertaken. This handbook must be sourced and made available to all operators and maintenance staff at all times as a requirement of current legislation. If Operation handbook cannot be sourced the operation manual must be developed by a competent person. All personnel who may operate this item of plant must read and be familiar with this handbook prior to operating.</p> <p>Legislation: State Health & Safety Legislation & Regulation</p> <p>References:</p>						
 COLLISION	HIGH 22	MEDIUM 15	1 Week	20-Nov-18		
<p>Risk Treatment Required: Phone Use label This item of plant must be fitted with an instruction label advising that mobile phones must not be used whilst operating this machine. Accordingly all operators must not use a mobile phone at any time whilst operating machine. If phone use is necessary then operator must place machine in park configuration in a safe position prior to phone use. Operators MUST adhere to this advice at all times.</p> <p>Once fitted this label must be clear and legible at all times whilst this item of plant is in operation.</p> <p>References: AS1319- , ISO31000</p>						
 CRUSHING	MEDIUM 15	MEDIUM 15	1 Month	13-Dec-18		
<p>Risk Treatment Required: ROPS Label Attach hazard warning label stating that the ROPS must not be damaged at any time (including cuts, drill holes and welds). This label must be present, clean and legible at all times.</p> <p>Legislation: State Health & Safety Legislation & Regulation</p> <p>References: ISO3471</p>						

HAZARD(S)	Prelim. Risk Rating	Residual Risk Rating	Time Frame	Due Date	Date Rectified	Initial
OPERATION						
 CRUSHING, FALLING	MEDIUM 15	MEDIUM 15	1 Month	13-Dec-18		
<p>Risk Treatment Required: Passenger Seat Label</p> <p>Ensure that a clear hazard warning label re: Operator only, No passengers is fitted to the operator area of this item of plant. Passengers must not be carried at anytime. Once fitted this label must be clear and legible at all times whilst this item of plant is in operation.</p> <p>References: AS1319-</p>						
 BURNS, ENTANGLEMENT, SHEARING	MEDIUM 14	MEDIUM 13	1 Month	13-Dec-18		
<p>Risk Treatment Required: Engine Guard Label</p> <p>Ensure all engine guards have a hazard warning label which states that the guard must not be opened unless the engine is not running and all moving parts behind have stopped. These labels must be present and fully functional and serviceable at all times whilst this item of plant is in operation.</p> <p>Legislation: State Health & Safety Legislation & Regulation</p> <p>References: AS/NZS4024.1201, AS1319-</p>						
 FIRE	MEDIUM 13	LOW 4	1 Month	13-Dec-18		
<p>Risk Treatment Required: Fire Extinguisher</p> <p>No fire extinguishers are installed on this item of plant. Fire extinguisher(s) to AS 1841 must be present and fully functional and serviceable at all times. They must be readily accessible to the operator. Regular inspections must also be carried out in accordance with the manufacturer's requirements and AS 1851</p> <p>Legislation: State Health & Safety Legislation & Regulation</p> <p>References: AS/NZS1841, AS1851</p>						
 COLLISION, CRUSHING	MEDIUM 12	LOW 6	1 Month	13-Dec-18		
<p>Risk Treatment Required: Warning Device (horn)</p> <p>Ensure that this item of plant is fitted with a fully functional audible warning device such as a horn. Once installed this must be easily accessed by the operator, and easily identifiable by nearby pedestrians. Once installed, Operators should ensure the warning devices are functional at the start of each shift, by completing pre-start checklists. Warning devices should operate automatically where appropriate (eg reversing)</p> <p>Legislation: State Health & Safety Legislation & Regulation</p> <p>References: ISO7731, ISO9533</p>						
 COLLISION	MEDIUM 9	LOW 5	1 Month	13-Dec-18		
<p>Risk Treatment Required: Recovery Point Label</p> <p>Ensure that this item of plant is fitted with a hazard warning label adjacent the recovery tow point which states "Danger – Read manufacturer's towing instructions before towing. Failure to do so could result in DEATH or SERIOUS INJURY."</p> <p>Once fitted this label must be clear and legible at all times whilst this item of plant is in operation.</p> <p>References: ISO31000</p>						
DESIGN COMPLIANCE						
 COLLISION	HIGH 22	MEDIUM 15	1 Week	20-Nov-18		
<p>Risk Treatment Required: Beacon</p> <p>A 55 watt amber rotating safety beacon or strobe light must be fitted to this item of plant prior to operation which meets the following criteria during normal daylight -</p> <ul style="list-style-type: none"> - Is visible up to 200m in all directions (allowing for intermittent obstruction from the plant structure whilst the plant is in operation) - Is fitted in the most appropriate location on machine to maximise visibility without risking continual damage <p>NOTE: more than one beacon may need to be fitted to meet these criteria</p> <p>Once fitted this beacon must be fully functional at all times whilst the item of plant is in operation</p> <p>Legislation: State Health & Safety Legislation & Regulation</p> <p>References: ISO20474-</p>						








HAZARD(S)	Prelim. Risk Rating	Residual Risk Rating	Time Frame	Due Date	Date Rectified	Initial
DESIGN COMPLIANCE						
 FALLING	HIGH 22	MEDIUM 15	1 Week	20-Nov-18		
<p>Risk Treatment Required: Handrails</p> <p>Ensure all operator work platforms above 1.8 metres from the ground or nearest platform have an approved handrail. These must be present and fully functional and serviceable at all times whilst this item of plant is in operation. All areas above 1.8m must not be accessed without an approved handrail or an alternative fall control system in place.</p> <p>Handrails must meet the following requirements at all times whilst this item of plant is in operation -</p> <ol style="list-style-type: none"> 1. All handrails are at least 0.95m 2. All handrails have a mid rail 3. All sides and ends have a kick plate which is at least 100mm high <p>References: AS1657</p> <p>Assessor Comments: Hsnd rails up on tank cut off</p>						
 CRUSHING	HIGH 22	MEDIUM 15	1 Week	20-Nov-18		
<p>Risk Treatment Required: Seat Belt</p> <p>Ensure that this item of plant is fitted with an operator seat belt which is free from damage, and permanently and sturdily attached. Once fitted operators must use this seat belt at all times during operation.</p> <p>References: ISO6683</p>						
 COLLISION, CRUSHING	HIGH 22	MEDIUM 15	1 Week	20-Nov-18		
<p>Risk Treatment Required: Reverse Movement Alarm</p> <p>Ensure this item of plant fitted with a reverse movement sensor alarm which is automatically activated when reverse gear is selected prior to operating this item of plant. Once fitted it must be fully functional and serviceable at all times whilst this item of plant is in operation.</p> <p>Legislation: State Health & Safety Legislation & Regulation</p> <p>References: ISO7731, ISO9533</p>						
 OPERATIONAL MALFUNCTION	HIGH 22	LOW 2	1 Week	20-Nov-18		
<p>Risk Treatment Required: Plant Modification</p> <p>The assessor has indicated that this item of plant has had some form of modification. Details of this are contained in the notes section at the rear of this report. Modifications must be added to and monitored as part of the start up check list and maintenance programme.</p> <p>Legislation: State Health & Safety Legislation & Regulation</p> <p>References: ISO31000</p> <p>Assessor Comments: Water tank is fitted with tipping cylinders, ensure tipping controls are hold to run and safety and label are fitted at all times.</p>						
 COLLISION, CRUSHING, ENTANGLEMENT, STRIKING	HIGH 22	MEDIUM 15	1 Week	20-Nov-18		
<p>Risk Treatment Required: Neutral Start</p> <p>This item of plant does not have a neutral start control in place. Ensure that a neutral start control is in place prior to operating this item of plant.</p> <p>Once fitted it must be fully functional and serviceable at all times whilst this item of plant is in operation.</p> <p>Legislation: State Health & Safety Legislation & Regulation</p> <p>References: AS4024.1603</p>						
 COLLISION, POOR VISIBILITY	HIGH 22	MEDIUM 15	1 Week	20-Nov-18		
<p>Risk Treatment Required: Machine Lights</p> <p>This item of plant is not fitted with self contained lighting such as head lights, reversing lights, front and rear lighting to the work area, lighting to the operator controls and work areas. Appropriate self contained lighting must be fitted prior to any night or reduced light conditions operation.</p> <p>Once fitted these lights must be fully functional and serviceable at all times whilst this item of plant is in operation.</p> <p>References: ISO20474-</p>						








HAZARD(S)	Prelim. Risk Rating	Residual Risk Rating	Time Frame	Due Date	Date Rectified	Initial
DESIGN COMPLIANCE						
 POISONING	HIGH 22	LOW 2	1 Week	20-Nov-18		
<p>Risk Treatment Required: Cross Connection</p> <p>This item of plant must be fitted with an anti cross connection device (back flow prevention or air gap) to prevent contamination of the clean water supply. Once fitted ensure that this device is fully functional and serviceable at all times whilst this item of plant is in operation.</p> <p>Ensure that all operators are familiar with the meaning of "cross connection" and are trained not to physically override the cross connection control by connecting any contaminated contents with the fresh water supply.</p> <p>References: AS/NZS3500</p>						
 COLLISION, TIP OVER	HIGH 22	LOW 2	1 Week	20-Nov-18		
<p>Risk Treatment Required: Tank Baffles</p> <p>This tank must contain internal baffles which restrict the contents movement. The maximum size of any one baffle area must not exceed 4100L. Once fitted these baffles must be present at all times whilst this item of plant is in operation.</p> <p>References: Australian Design Rules- , ISO31000</p>						
 COLLISION, POOR VISIBILITY	MEDIUM 12	MEDIUM 11	1 Month	13-Dec-18		
<p>Risk Treatment Required: Operator Mirrors</p> <p>At least two (2) operator rear view mirrors must be fitted to this item of plant prior to operation. These mirrors must be ergonomically placed to enable the operator clear view around the item of plant. Once fitted they must be fully functional and correctly maintained at all times. There must always be at least one mirror on each side to provide rear vision to the operator to avoid striking bystanders and objects.</p> <p>Legislation: State Health & Safety Legislation & Regulation.</p> <p>References: AS/NZS4024.1201, ISO14401.1</p>						
 FALLING, SLIPPING	MEDIUM 12	LOW 6	1 Month	13-Dec-18		
<p>Risk Treatment Required: Access/Egress Instruction Label</p> <p>Ensure the access and egress to the cabin/work area has an instruction label fitted with the following information as a minimum -</p> <p>All personnel must -</p> <ol style="list-style-type: none"> 1. Always face the item of plant during access and egress. 2. Always maintain three points of contact during access and egress. 3. Ensure the steps are clean. 4. Never jump off machine. <p>Once fitted this label must be clear and legible at all times whilst this item of plant is in operation.</p> <p>References: ISO31000</p>						
 STRAINS	MEDIUM 9	LOW 1	1 Month	13-Dec-18		
<p>Risk Treatment Required: Operator Seat</p> <p>An ergonomic seat which is free from damage and tears must be permanently and securely fitted to the operator work area of this item of plant prior to operation. Once fitted the seat must be fully functional and serviceable at all times.</p> <p>Legislation: State Health & Safety Legislation & Regulation</p> <p>References: AS/NZS4024.1401 , ISO20474-</p> <p>Assessor Comments: Seat missing pieces and not fixed to floor.</p>						
 DEHYDRATION, HEAT STROKE	MEDIUM 9	LOW 4	1 Month	13-Dec-18		
<p>Risk Treatment Required: Air Conditioning</p> <p>Dust, exhaust fumes, chemical fumes, sunstroke and sunburn pose serious risks to the operator, both short and long term. These hazards are controlled by the presence of an air conditioned operator cabin. If the air conditioner is out of service and the cabin does not have windows that open then operation of this item of plant must cease until the air conditioner is repaired.</p> <p>Legislation: State Health & Safety Legislation & Regulation</p> <p>References: ISO31000</p> <p>Assessor Comments: Aircon unit in pieces</p>						








HAZARD(S)	Prelim. Risk Rating	Residual Risk Rating	Time Frame	Due Date	Date Rectified	Initial
MAINTENANCE						
 CURRENT OR PREVIOUS STRUCTURAL DAMAGE	CRITICAL 25	MEDIUM 15	Immediate	13-Nov-18		
<p>Risk Treatment Required: Structural Integrity</p> <p>The assessor has indicated that this item of plant has or has had structural damage. Details of this are contained in the assessor comments below or in the notes section at the rear of this report. If the damage is current it must be rectified immediately. Previous or non structural damage must be monitored as part of the start up check list and maintenance programme.</p> <p>Legislation: State Health & Safety Legislation & Regulation</p> <p>References: ISO31000</p> <p>Assessor Comments: Machine has severe corrosion throughout entire unit.</p> <p>This machine was not functional at time of inspection.</p>						
 INCORRECT OPERATION	HIGH 22	MEDIUM 15	1 Week	20-Nov-18		
<p>Risk Treatment Required: Maintenance Manual</p> <p>The manufacturer's maintenance manual(s) are not available for this item of plant</p> <p>These manuals must be sourced and made freely available to all persons carrying out maintenance activities as a requirement of current legislation. If these manuals cannot be sourced, the maintenance manual(s) must be developed by a competent person, and then made available to all relevant persons.</p> <p>Legislation: State Health & Safety Legislation & Regulation</p> <p>References: Work Health & Safety Act & Regulations-</p>						
 COLLISION, INSTABILITY	HIGH 22	MEDIUM 15	1 Week	20-Nov-18		
<p>Risk Treatment Required: Tyres</p> <p>The tyres and wheel components must be inspected as part of a "pre start" checklist before operating this item of plant. If any faults are detected, these must be rectified prior to commencement of operation. These inspections must be documented as part of your plant safety programme.</p> <p>Legislation: State Health & Safety Legislation & Regulation</p> <p>References: ISO31000</p> <p>Assessor Comments: Inner rear tyres removed</p>						
 OPERATIONAL MALFUNCTION	HIGH 21	MEDIUM 15	1 Week	20-Nov-18		
<p>Risk Treatment Required: Service Records</p> <p>Service and maintenance records are not available for this item of plant.</p> <p>This risk assessment will form the basis of your records for this item of plant. Service and maintenance records must be developed and maintained as part of your plant safety management programme. This includes regular inspections re: the general condition of the item of plant including (but not limited to) tyre condition, oil levels and wear and tear on critical items such as brakes and steering, etc. All OEM prescribed, scheduled and non scheduled maintenance must also be documented as part of these records.</p> <p>Legislation: State Health & Safety Legislation & Regulation</p> <p>References: Work Health & Safety Act & Regulations-</p>						
 POOR VISIBILITY	MEDIUM 9	LOW 4	1 Month	13-Dec-18		
<p>Risk Treatment Required: Windows & Screens</p> <p>Ensure all cabin/work area safety glass windows and screens are provided and kept clean and free from cracks and other damage prior to operating this item of plant.</p> <p>Legislation: State Health & Safety Legislation & Regulation</p> <p>References: AS/NZS4024.1201, ISO20474-</p>						



SECTION 5 RISK TREATMENTS IN PLACE

This section of the report pertains to risk treatments currently in place on this item of plant. This section must be read in conjunction with the safety section of the manufacturers handbook. All operators must read and understand the entire contents of this section prior to operating this item of plant. These treatments or equivalent must remain in place at all times whilst this item of plant is in operation.

HAZARD(S)	Prelim. Risk Rating	Residual Risk Rating
OPERATION		
 SUFFOCATION	HIGH 22	HIGH 21
Risk Treatment In Place: Confined Space Label This item of plant has a hazard warning label re: confined spaces, adjacent the entry point to all confined spaces. These labels must be adhered to strictly. They must be present, clear and legible at all times.		
References: AS/NZS4024.1302 , AS1319-		
 INCORRECT OPERATION	HIGH 22	MEDIUM 15
Risk Treatment In Place: Control Labels All controls including all levers, buttons, pedals, switches etc. are clearly labelled as to their purpose and method of operation. These labels must be maintained in a clean and serviceable condition at all times.		
References: AS/NZS4024.1905		
DESIGN COMPLIANCE		
 ENTRAPMENT	HIGH 21	MEDIUM 15
Risk Treatment In Place: Two Operator Exits The operator cabin/work area on this item of plant has a minimum of two (2) possible exits. These must be functional and accessible at all times whenever the item of plant is manned, whether during operation or maintenance activities.		
References: AS3868		
 POOR VISIBILITY	HIGH 21	MEDIUM 15
Risk Treatment In Place: Windscreen Wipers The windscreen wipers and washers fitted to this item of plant must be fully functional at all times.		
References: AS/NZS4024.1201		
 COLLISION, CRUSHING	CRITICAL 24	MEDIUM 15
Risk Treatment In Place: Park Brake The park brake fitted to this item of plant is fully functional at all times. The park brake must be regularly inspected and tested. These inspections and tests must be documented as part of your plant safety programme.		
References: AS2958		
 CRUSHING	HIGH 22	MEDIUM 15
Risk Treatment In Place: Earthmoving ROPS A Roll Over Protective Structure (ROPS) to AS 2294, ISO 3471, ISO 12117.1 or 2 or SAE J1040 is fitted to this item of plant. A permanent label stating this standard must be attached to the structure at all times. It must also carry a warning label re: wearing of seat belts at all times whilst this item of plant is in operation, and accordingly seat belts must be worn at all times during operation.		
References: AS2294, ISO3471		
 BURNS, STRIKING	HIGH 22	MEDIUM 15
Risk Treatment In Place: Hydraulic Hoses This item of plant has hydraulic hoses. These hoses must be inspected each day or before each use for wear and tear. If there are visible signs of wear immediate action must be taken to control the risk arising from this wear. These inspections must be documented. Hydraulic fluid at high pressure can penetrate the skin, never use any part of your body to check for leaks. If oil penetrates the skin seek medical advice immediately. Always use a piece of cardboard or similar to check for suspected leaks. Hydraulic pressure can be stored and is a hazard. Before disconnection or connection of hydraulic hoses complete the following steps - <ol style="list-style-type: none"> 1. Stop engine 2. Keep all bystanders clear of the work area 3. Refer to operators manual as to methods to release pressure 4. Wait 5 minutes 		
References: AS2671, AS4024		

HAZARD(S)	Prelim. Risk Rating	Residual Risk Rating
DESIGN COMPLIANCE		
 CRUSHING, INSTABILITY, TIP OVER	HIGH 22	MEDIUM 15
<p>Risk Treatment In Place: Do Not Exceed Gross Vehicle Mass</p> <p>The tare mass of the filled water tank and the truck does not exceed the truck's gross vehicle mass (GVM). The GVM must not be exceeded at any time during operation.</p> <p>References: AS4024, ISO31000</p>		
 CRUSHING	HIGH 22	MEDIUM 15
<p>Risk Treatment In Place: Water Tank Attachment</p> <p>This water tank is attached using an appropriate method which is consistent with the gross mass of the filled tank.</p> <p>References: AS4024</p>		
 ENTANGLEMENT	HIGH 22	MEDIUM 15
<p>Risk Treatment In Place: Engine Guards</p> <p>The engine fan and alternator belts, pulleys and gears are guarded. These guards must be present and fully functional and serviceable at all times whilst this item of plant is in operation.</p> <p>References: AS/NZS4024.1601</p>		
 INCORRECT OPERATION	HIGH 20	MEDIUM 14
<p>Risk Treatment In Place: Intuitive Controls</p> <p>The controls fitted to this item of plant are orientated so that the movement of the control is consistent with the action of the machine e.g. moving a control lever to the left results in the machine turning to the left. This design feature must be maintained at all times whilst this item of plant is in operation.</p> <p>References: AS/NZS4024.1906</p>		
 SLIPPING	MEDIUM 12	LOW 6
<p>Risk Treatment In Place: Operator Work Area Access/Egress</p> <p>Safe access and egress to the cabin/work area(s) must be maintained at all times whilst this item of plant is in operation. It must be non slip, free from damage, located at a height so as to not cause undue body stresses and strains with three points of contact available to personnel at all times.</p> <p>All personnel must -</p> <ol style="list-style-type: none"> 1. Always face the item of plant during access and egress. 2. Always maintain three points of contact during access and egress. 3. Never carry an object(s) in his/her hand(s) during access and egress. 4. Never jump off machine. <p>References: AS3868</p>		
 INCORRECT OPERATION, SLIPPING	HIGH 17	LOW 6
<p>Risk Treatment In Place: Control Levers/Pedals/Buttons</p> <p>All controls including all levers, buttons, pedals, switches etc. must be kept non-slip and free from damage at all times.</p> <p>References: AS/NZS4024.1901</p>		
 FALLING, SLIPPING, TRIPPING	MEDIUM 12	LOW 6
<p>Risk Treatment In Place: Engine Bay Access</p> <p>Safe access and egress to the engine bay/work area(s) must be maintained at all times whilst this item of plant is in operation. It must be non slip, free from damage, located at a height so as to not cause undue body stresses and strains with three points of contact available to personnel at all times.</p> <p>All personnel must -</p> <ol style="list-style-type: none"> 1. Always face the item of plant during access and egress. 2. Always maintain three points of contact during access and egress. 3. Never carry an object(s) in his/her hand(s) during access and egress. 4. Never jump off machine. <p>References: AS3868</p>		

HAZARD(S)	Prelim. Risk Rating	Residual Risk Rating
DESIGN COMPLIANCE		
 BURNS, ELECTRIC SHOCK	MEDIUM 12	LOW 6
Risk Treatment In Place: Battery Cover All batteries fitted to this item of plant are constrained to prevent displacement & fitted with a permanent sturdy cover which allows for ventilation. The constraint and cover must be present and fully functional and serviceable at all times whilst this item of plant is in operation.		
References: AS/NZS4024.1201		
 STRAINS	HIGH 19	LOW 5
Risk Treatment In Place: Controls Ergonomics All controls including all levers, buttons, pedals, switches etc, are placed near the operator work position and are easy to reach and operate during the execution of the operator's normal duties. This applies for all persons within the 95th percentile of the normal population distribution.		
References: AS/NZS4024.1901		
 CRUSHING	HIGH 21	LOW 5
Risk Treatment In Place: FOPS General This item of plant is fitted with a Level I Falling Objects Protective Structure (FOPS). This structure is designed to protect the operator from small falling objects (e.g. bricks, small concrete blocks, hand tools) Before operating this item of plant a task based risk assessment must be conducted to determine the level of FOPS required. Level I - withstands 1,365 joules (e.g. 20kgs @ 7m drop, 70kgs @ 2m drop) - operations such as highway maintenance, landscaping and other construction site services Level II - withstands 11,600 joules (e.g. 200kgs @ 6m drop, 394kgs @ 3m drop) - operations such as site clearing, overhead demolition or forestry This task risk assessment must be undertaken before each operation, in particular when the item of plant is moved to a new location, even if it is within the same site.		
References: AS2294, ISO10262, ISO3449		
 BURNS	MEDIUM 9	LOW 5
Risk Treatment In Place: Exhaust The engine exhaust on this item of plant is fitted with a guard to prevent injury to any person and control the risk of initiating a fire. It must be present and fully functional and serviceable at all times whilst this item of plant is in operation.		
References: AS/NZS4024.1201		
 INCORRECT OPERATION, SLIPPING	MEDIUM 9	LOW 4
Risk Treatment In Place: Operator Floor All work area floors are non-slip and free from damage & debris. Floor area must remain non-slip and free from damage & debris, including rubbish, tools and other items, at all times whilst this item of plant is in use.		
References: AS/NZS4024.1201, ISO20474-		
MAINTENANCE		
 COLLISION, CRUSHING	CRITICAL 25	MEDIUM 15
Risk Treatment In Place: Brakes The brakes fitted to this item of plant must be fully functional at all times whilst this item of plant is in operation. The brakes must be regularly inspected and tested. These inspections and tests must be documented as part of your plant safety programme.		
References: AS2958		
 CRUSHING	HIGH 22	MEDIUM 15
Risk Treatment In Place: ROPS Damage The Roll Over Protective Structure (ROPS) fitted to this item of plant must remain free from damage at all times whilst this item of plant is in operation.		
References: AS2294, ISO3471		

HAZARD(S)	Prelim. Risk Rating	Residual Risk Rating
MAINTENANCE		
 BURNS, STRIKING	HIGH 22	MEDIUM 15
<p>Risk Treatment In Place: Hydraulic Damage</p> <p>The hydraulic hoses to this item of plant are free from damage and protected against damage arising from contact with the plant structure. Ensure that hoses are free from damage and that protection is in place at all times whilst this item of plant is in operation. Inspection of the hydraulic hoses and protection system should be conducted regularly and documented as part of your plant safety programme.</p> <p>References: AS2671, AS4024, ISO4413</p>		
 OPERATIONAL MALFUNCTION	HIGH 22	LOW 2
<p>Risk Treatment In Place: Major Fluid Leaks</p> <p>This item of plant must remain free from leaks at all times whilst in operation (this includes engine, transmission, cooling system, air, fuel, drive line, wheel hubs, steering and hydraulics). Development of a major leak will require this item of plant to be stood-down until repaired. Minor leaks detected must be repaired within 1-14 days.</p> <p>References: ISO31000</p>		

SECTION 6 IMAGES AND NOTES

Plant Assessor

Safety Label Order Form



As a result of a Plant Risk Assessment the following safety labels have been identified as required. To order these labels simply complete sections 2 & 3 on the following page then fax both pages to (02) 4028 6031 or alternately scan & email to info@assessor.com.au. Same day dispatch is guaranteed either way.

1. SAFETY LABELS REQUIRED

Type	Make	Model	Serial Number	Asset Number
Off Road - Rigid Water Tanker	Caterpillar	777C	4XJ00101	3012

Label ID	Label Name	Label Location	Price Each (excluding GST)	Quantity	Total Price (excluding GST)
0003	Overhead Electrical Approach Table	In view of operator and adjacent any high operator access points on machine.	\$6.00	1	\$6.00
0004	ROPS Fitted	Fitted on ROPS in view of operator and maintenance staff.	\$3.00	1	\$3.00
0008	Operator Only	In clear view of operator.	\$3.00	1	\$3.00
0009	Seat Belts	Seat belts in clear view of operator.	\$3.00	1	\$3.00
0010	Guards	On all guards that have moving parts behind them.	\$4.50	2	\$9.00
0011	Adblue/Air/Diesel/Hyd.Oil/Unleaded/Coolant/Engine Oil	Adjacent to tank fill point (cut as required)	\$3.00	1	\$3.00
0019	Hot Pressurised System	Adjacent to pressurised system cap e.g. radiator.	\$3.00	1	\$3.00
0025	Fresh Water / Foam Mixture	On each tank (cut in half)	\$3.00	1	\$3.00
0041A	Access Instructions	Adjacent to all operator and maintenance staff access and egress steps/ladders etc.	\$6.00	2	\$12.00
0053	Mobile Phone Use	In view of operator.	\$4.50	1	\$4.50
0054	Left Hand Drive (Square)	Rear of machine in clear view.	\$15.00	1	\$15.00
0074	Towing Instructions	Adjacent towing/ recovery point	\$4.50	2	\$9.00
Safety Label Total (excl GST)					\$73.50

NOTE: PLEASE SEND BOTH PAGES OF THE SAFETY LABEL ORDER FORM TO PLANT ASSESSOR

Contact: t 1300 728 852 **w** assessor.com.au **f** 02 4028 6031



Plant Assessor Safety Label Order Form



2. PURCHASER DETAILS

BILLING DETAILS

Surname _____ Given name(s) _____
Company _____
Billing Address _____
Suburb / Town _____ State _____ Postcode _____
Email Address _____ Phone _____

SHIPPING DETAILS Ship to my billing address (as above)

Surname _____ Given name(s) _____
Company _____
Delivery Address _____
Suburb / Town _____ State _____ Postcode _____

3. PAYMENT DETAILS AND ORDER TOTAL

Type of Credit Card Visa Mastercard

Card Number

Expiry Date / **CVV**

Name on Card _____

Description of Services: **Safety Labels**

	Labels	<input type="text" value="\$73.50"/>
Postage and Handling - <input type="checkbox"/> Regular \$7.50 OR <input type="checkbox"/> Express \$15.00 >>	Postage	<input type="text"/>
	Total excl GST	<input type="text"/>
	GST	<input type="text"/>
	Total inc GST	<input type="text"/>

I hereby authorise Plant Assessor to debit my nominated card account with the amount specified above.

Cardholder's signature: _____ Date: _____

NOTE: PLEASE SEND BOTH PAGES OF THE SAFETY LABEL ORDER FORM TO PLANT ASSESSOR

Contact: t 1300 728 852 **w** assessor.com.au **f** 02 4028 6031





TYPE	Off Road - Rigid Water Tanker	Report Number	HASS 20181113-0933
MAKE	Caterpillar	Date	13-Nov-2018
MODEL	777C	Created By	Sebastian Court
SERIAL NUMBER	4XJ00101	Assessor	Sebastian Court
ASSET NUMBER	3012	Assist. Assessor(s)	
		Owner	Hassalls Auctions
		Lot Number	1807-193
		Assessment Purpose	Sale
		State	QLD

PURCHASER ACKNOWLEDGEMENT

I the undersigned acknowledge that I have read and understand the risk management report described above. I also acknowledge that I have received a copy of this risk management report. I also acknowledge that I am authorised to sign on behalf of the purchaser.

Name _____

Company Name _____

Position _____

Signature _____

Date _____

The manufacturer's operational & maintenance handbooks have been supplied,
 (circle one) YES NO (initial) _____

Please transfer this assessment to my Plant Assessor membership as a (circle one) HIRE / PLANT IN USE assessment.
 My Plant Assessor username is _____

